

SEMINOLE RIDGE HOA HURRICANE PREPAREDNESS PLAN



TABLE OF CONTENTS

1. Hurricane Preparation
2. Important Phone Numbers
3. What is a Hurricane Watch
4. What is a Hurricane Warning
5. Hurricane Watch and Warning Procedures
6. Emergency Supply Checklist(s)
7. After the Storm



During Hurricane Season every homeowner in Bainbridge has a great deal at stake and your planning to protect your property should include some of the essential documentations and information that will enable them to have a full accounting of their financial status and investments and protection of all personal information. The following is a brief overview of those important items that should be organized in a booklet containing these essential items.

HOMEOWNERS SHOULD HAVE COPIES OF:

- ✓ Credit cards
- ✓ Health cards
- ✓ Driver's license
- ✓ Car insurance certificate
- ✓ Voter registration card
- ✓ Social Security card
- ✓ Life Insurance Policies
- ✓ Passport or Birth Certificate
- ✓ Last Will and Testament
- ✓ Line of Credit set up with a bank well in advance of the hurricane season
- ✓ CD-ROM/cataloguing the entire contents of your home
- ✓ Copy of owner Warranty Deed

Note: It is recommended copies of the above noted documents to be contained in a booklet that can be carried with the owner/resident during evacuation.

PRIOR TO JUNE 1ST (HURRICANE SEASON) through November 30th

- Make a photographic or video tape inventory of unit furnishings for insurance purposes.
- Update emergency contact information with association office.
- Contact family or friends and discuss evacuation procedures with them.
- Verify with your insurance company that all policies are up to date and in effect.
- Prepare a Basic Emergency Supply Kit (see checklist provided by management)







Important Hurricane Phone Numbers:

- American Red Cross (229) 436-4845
- County Shelter Information 229-248-3030
- Emergency Operations Center (404) 562-8700.
- FEMA (800) 525-0321
- Hurricane Information Desk (404) 635-7200
- Decatur Emergency Mgment (229) 248-3869
- Duke Energy Outages (800) 228-8485
- Traffic/Travel Info 511
- Georgia Poison Control Center (800) 282-5846
- Fire Chief Charlie McCann, (229) 248-3012
- All other emergencies 911

Tropical Storm & Hurricanes
Watches Versus Warnings

WATCH	WARNING
Tropical storm and/or hurricane conditions are POSSIBLE in Watch area	Tropical storm and/or hurricane conditions are EXPECTED in Warning area
Issued up to 48 hours in advance of tropical storm force winds	Issued up to 36 hours in advance of onset of tropical storm force winds

Hurricane preparedness activities become difficult once winds reach tropical storm force. **Watches & Warnings are issued in advance of onset of tropical storm force winds, 39-73mph**




[NWSMobile](#)

[weather.gov/mob](#)

Definitions:

- Tropical Depression – Storm with winds usually 38 miles per hour or less.
- Tropical Storm – Storm with sustained winds of 39 to 73 miles per hour. Prepare to move all outside furnishings indoors and anchor any outside equipment.
- Hurricane Watch – Storm winds usually between Hurricane conditions are possible in the specified area of the watch, usually within 36 hours. Be prepared to take immediate action.
- Hurricane Warning – Hurricane conditions are expected in the specified area usually within 24 hours. Complete preparations as soon as possible. Evacuate if you are directed to leave.
- Storm Surge – Storm surge is water that is pushed toward shore by the force of wind, causing the water to rise and flood areas. This could happen with tropical depressions, tropical storms and hurricanes.
- Hurricane – Categories 1 thru 5:
 - Category 1 – winds 74 to 95 mph; minimal damage
 - Category 2 – winds 96 to 110 mph; moderate damage
 - Category 3 – winds 111 to 130 mph; extensive damage
 - Category 4 – winds 131 to 155 mph; extreme damage
 - Category 5 – winds 156 mph and greater; catastrophic damages



HURRICANE WATCH PROCEDURES:

- Prepare your Disaster Supply Kit (see checklist provided by management)
- Prepare your pet plan. Make appropriate accommodations for your pet if you will not be taking it/them with you.
- Review the evacuation routes in case an evacuation is issued (copies of evacuation routes can be requested from management).
- Fill the gas tank in your vehicle.
- Have enough cash with you in case of power outages in the area.
- Remove all furnishings from the patios and store indoor.
- Completely charge all cell phones and lap top computers.
- Place new batteries in all radios.
- Place all important documents inside a waterproof box or in zip lock bags.
- Make sure you have a sufficient supply of medications for you, your family members and your pet.
- Periodically check emails from the association for status updates on weather conditions and property requirements/notifications.

HURRICANE WARNING PROCEDURES:

- Make sure all items have been removed from the patio.
- Securely lock balcony doors.
- Complete the disaster supply checklist.
- Turn off all non-essential sources of electrical usage (microwave, floor/table lamps, stereo equipment, coffee makers,)
- Lower the temperature in your refrigerator in case of power outages. Fill coolers with ice.
- During a power outage, BE CAREFUL if using candles as these can present a hazard. Disconnect computers, home entertainment equipment, stove (especially if you were in the middle of cooking) and all other non-essential home devices in case of a power surge when power is restored.
- Become a fellow neighbors “buddy”. Check on each other periodically. Update your “buddy” on notices from management if your “buddy” does not have a computer.
- If evacuating in excess of one night: Unplug all computers and home equipment. Remove all perishables from your refrigerator in case of a power outage. Be sure all trash cans are secured. Notify the Post Office if absent more than 2 weeks.
- Periodically check emails from the association for status updates on weather conditions and property requirements/notifications. You will be informed when it is safe to return home.



HURRICANE/DISASTER SUPPLY CHECKLIST

The following is a list of recommended supplies to be stocked in case of a hurricane or disaster. Each person may have other items, such as medications, special food, special clothing or medical equipment that may not be on this list.

WATER:

One gallon of water per person per day (2 quarts for drinking, 2 quarts for food preparation & sanitation). Maintain at least a three day supply for each person.

FOOD:

Store at least a three day supply of non-perishable food items. Select foods that do not require refrigeration preparation or cooking and little or no water. If you must heat food, pack a can of sterno or other similar items, such as a portable grill.

Ready to eat canned meats, fruits & vegetables

Canned juices, milk & soup

High energy foods – peanut butter, jelly, granola bars, trail mix, energy bars

Food for infants or elderly persons on special diets (non-perishables)

Cookies, snacks, candies, boxed cereals, instant coffee and tea

Any items that do not require refrigeration once opened

FIRST AID KIT:

Assemble a first aid kit for your home and one for each vehicle

Band-Aids (assorted sizes)

Sterile gauze pads & gauze rolls (assorted sizes)

Adhesive tape (hypoallergenic is preferable)

Scissors, tweezers and needle

Moistened towelettes & hand sanitizer

Antiseptic spray and ointment



- _____ Thermometer
- _____ Alcohol pads
- _____ Latex gloves
- _____ Non-aspirin pain reliever
- _____ Anti-diarrhea medicine
- _____ Antacids
- _____ Syrup of Ipecac (to induce vomiting if advised by doctor or poison control center)

SANITARY SUPPLIES:

- _____ Toilet paper
- _____ Tissues
- _____ Soap
- _____ Personal hygiene supplies
- _____ Disinfectant
- _____ Plastic garbage bags and ties (for personal sanitary use)

CLOTHING & BEDDING:

- _____ Rain gear
- _____ Sturdy shoes or work boots
- _____ Blankets or sleeping bags
- _____ Sunglasses, sunscreen

TOOLS & MISC SUPPLIES:

- _____ Paper plates, cups and plastic utensils
- _____ Battery operated radio with extra batteries
- _____ Flashlight with extra batteries
- _____ Manual can opener & utility knife
- _____ Fire Extinguisher
- _____ Matches in a waterproof container
- _____ Aluminum foil
- _____ Plastic storage containers and zip lock baggies
- _____ Signal flare
- _____ Cell phone car charger
- _____ Paper, pencil, markers
- _____ maps of local areas
- _____ Whistle – in order to signal for help
- _____ PLENTY OF CASH!!!

SPECIAL ITEMS:

Medical Equipment – oxygen; hearing aids; scooter & extra battery; asthma breathing machine; CPAP Machine; cane; walker; other medically required items

FOR BABIES & CHILDREN:

- _____ Formula, powdered milk and bottles
- _____ Diapers
- _____ Medications
- _____ Games & books
- _____ Eyeglasses

FOR ADULTS:

- _____ Medications
- _____ Eyeglasses or contact lenses

FOR PETS:

- _____ Veterinarian records (proof of shots, health issues)
- _____ 7 day supply of hard food or canned products
- _____ Medications
- _____ Pet bedding or favorite toys
- _____ Pet treats
- _____ ID tags
- _____ Pet carrier
- _____ Pet first aid kit (antibiotic ointment, flea medicine)
- _____ Plastic bags to dispose of pet waste

NOTE – please consider microchipping your pet if not already done

IMPORTANT DOCUMENTS: Listed above



AFTER THE STORM

- Listen to media announcements for information on when your waste collection serviced will resume.
- If your trash can is lost (blown away) it is your responsibility to replace it.
- Place debris away from fences, mailboxes, drains, power equipment. If a debris location is set, you will be notified by management or the Board of Directors.